









KINGSMEDe

1075 BEAUDESERT ROAD ARCHERFIELD

Gross Lettable Area	8,368 sqm
Total Area	18,840 sqm
Freestanding units	2,200 - 3,300 sqm

HIGHLIGHTS

-  Three freestanding warehouses
-  8-9m clearance
-  3-phase power
-  On-grade and dock roller doors
-  Concrete hardstand are for containers
-  Drive around access
-  Main road exposure
-  Ample designated parking





OVERVIEW

1075 Beaudesert Road features three high quality freestanding industrial buildings. Located at the intersection of Beaudesert Road and Kerry Road in Archerfield, Brisbane, the property offers modern office accommodation, high clearance warehousing, ample car parking and yards for containers.

The property receives valuable exposure to thousands of cars per day, making it an excellent location for showrooms, bulky goods and any company looking for brand exposure on a large scale.

LOCATION

Beaudesert Road runs through the heart of Archerfield, a well-established industrial area with arterial road access in all directions.

Located 12km to the south of Brisbane and situated between the M7 and M3, the area is a favourable location for businesses who need regular access to Brisbane CBD and the airport.



Cooper Plains Station 2.4 km



Brisbane Intermodal 600m



Local bus routes to
surrounding suburbs



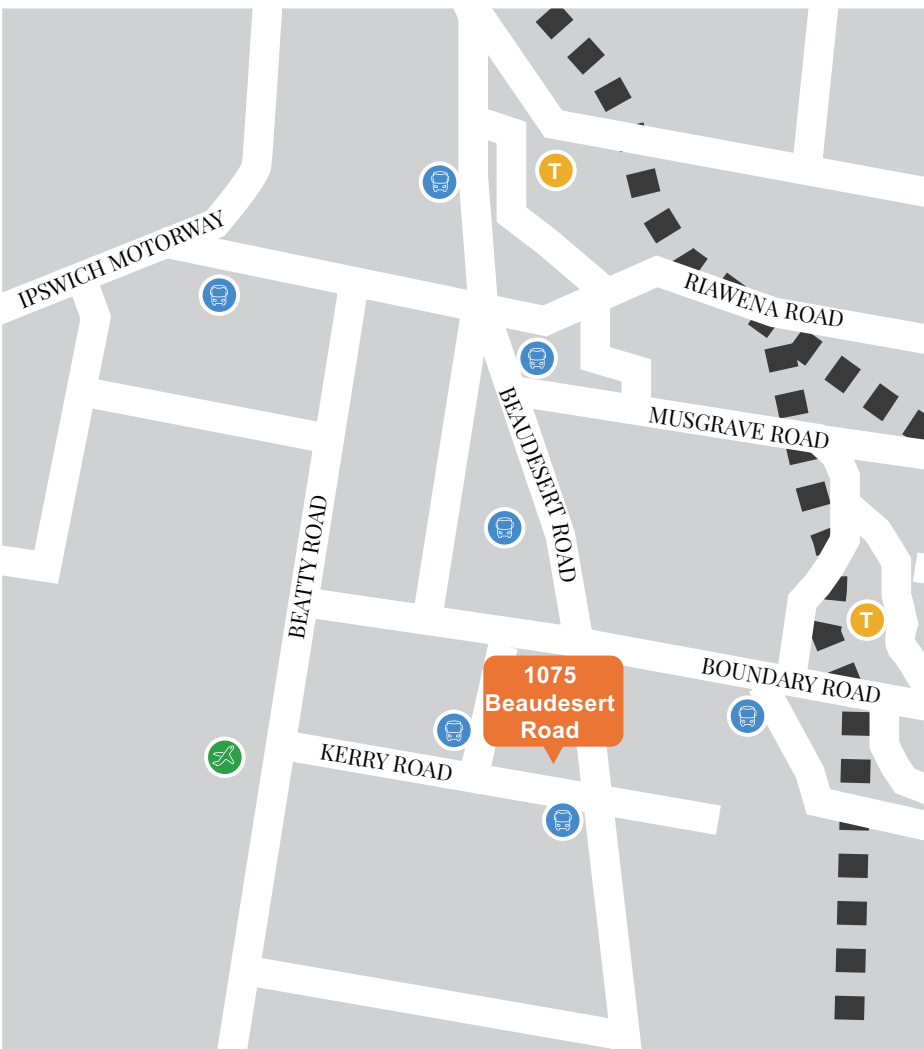
Brisbane CBD 12 km



Archerfield Airport 1.3 km



Port of Brisbane 35 km



FOR MORE INFORMATION CONTACT:

BRENT MULLIGAN:



BMULLIGAN@KINGSMED.COM.AU



0418 767 911